

CB Analyzer Test Box

circuit breaker analyzer test box



Vanguard Instruments Company, Inc.
www.vanguard-instruments.com



CB Analyzer Test Box

circuit breaker analyzer test box

Product Overview

The Vanguard CB Analyzer Test Box is designed as a field training/demo tool for the CT-7000, CT-8000, and DigiTMR. It can be used to verify the CT-7000/CT-8000/DigiTMR's timing function. The CB Analyzer Test Box provides 3 independent dry-contact channels to simulate the 3 phases of a circuit breaker. A built-in 12Vdc power supply is used to open or close the contacts. An OPEN or CLOSE command can be sent by using the front panel switches or the OPEN and CLOSE terminals. The contact status is indicated by LED's on the front panel. The CB Analyzer Test box can simulate the following CB operations: OPEN, CLOSE, O-C, C-O, O-C-O.

Contact Channels

The CB Analyzer Test Box offers 3 independent contact channels (Phase A, B, and C). Each phase contact is brought out to the front panel test post. Six 2" high by 0.5" diameter test posts are used to connect the CT-7000/CT-8000/DigiTMR contact cables directly to the test box.

Control Circuit

One trip and one close coil circuit is used to control the CB Analyzer Test Box operation. The CB Analyzer Test Box can also be controlled locally by the Open and Close switches on the front panel.

The remote Open and Close commands can be issued by the CB Analyzer using the coil control input terminals.

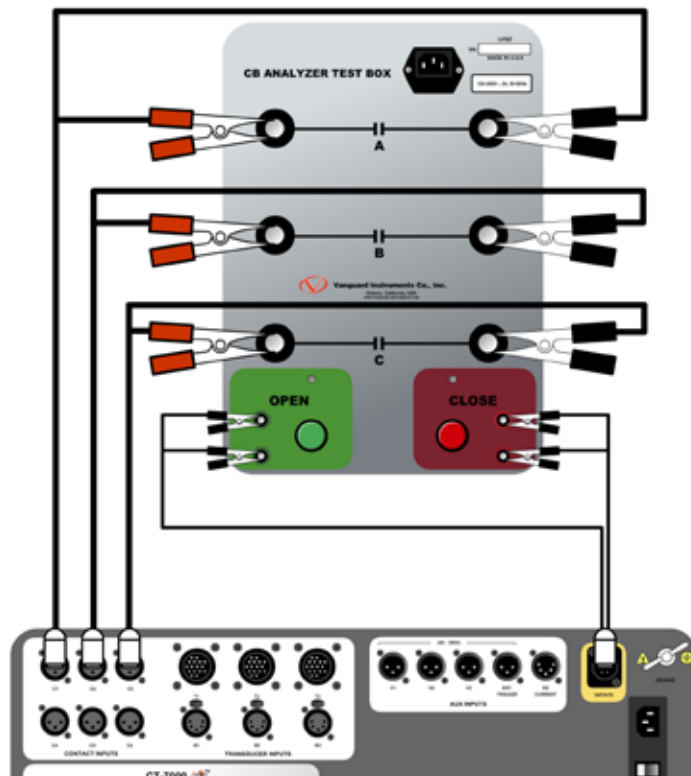
Status Indicators

The CB Analyzer Test Box contact status is indicated by the Open and Close LED's.


ordering information

Part No.	Description
9126-UC	CB analyzer test box unit and cables











CB Analyzer Test Box connections



CB Analyzer Test Box Features



CB Analyzer Test Box *technical specifications*

 physical specifications	Dimensions: 14.5"W x 7.5"H x 12"D (36.83cm x 19cm x 30.48cm) Weight: 8.2 lbs. (3.72 Kg)	 input power	1 Amp, 90-240Vac, 50/60 Hz
 dry contact outputs	3 dry-contact channels, 250Vac/10A	 open/close coil control	Built-in front panel switch and contact inputs
 control status indicators	built-in LED's	 humidity	90% RH @ 40°C (104°F) non-condensing
 safety	Designed to meet UL 61010A, CAN/CSA C22.2 No 1010.1-92 standards	 altitude	2,000 m (6,562 ft) to full safety specifications
 temperature	Operating: -10°C to +50°C (+15°F to +122°F) Storage: -30°C to +70°C (-22°F to +158°F)	 warranty	one year on parts and labor

NOTE : the above specifications are valid at nominal voltage and ambient temperature of +25°C (+77°F). Specifications are subject to change without notice.



Instruments designed and developed by the hearts and minds of utility electricians around the world.

Vanguard Instruments Company (VIC), was founded in 1991. Currently, our 28,000 square-foot facility houses Administration, Design & Engineering, and Manufacturing operations. From its inception, VIC's vision was, and is to develop and manufacture innovative test equipment for use in testing substation EHV circuit breakers and other electrical apparatus.

The first VIC product was a computerized circuit breaker analyzer, which was a resounding success. It became the forerunner of an entire series of circuit breaker test equipment. Since its beginning, VIC's product line has expanded to include microcomputer-based, precision micro-ohmmeters, single and three phase transformer winding turns-ratio testers, transformer winding-resistance meters, mega-ohm resistance meters, and a variety of other electrical utility maintenance support products.

VIC's performance-oriented products are well suited for the utility industry. They are rugged, reliable, accurate, user friendly, and most are computer controlled. Computer control, with innovative programming, provides many automated testing functions. VIC's instruments eliminate tedious and time-consuming operations, while providing fast, complex, test-result calculations. Errors are reduced and the need to memorize long sequences of procedural steps is eliminated. Every VIC instrument is competitively priced and is covered by a liberal warranty.



Vanguard Instruments Company, Inc.

1520 S. Hellman Avenue • Ontario, California 91761, USA
Phone 909-923-9390 • Fax 909-923-9391
www.vanguard-instruments.com

Revision A. April 14, 2016